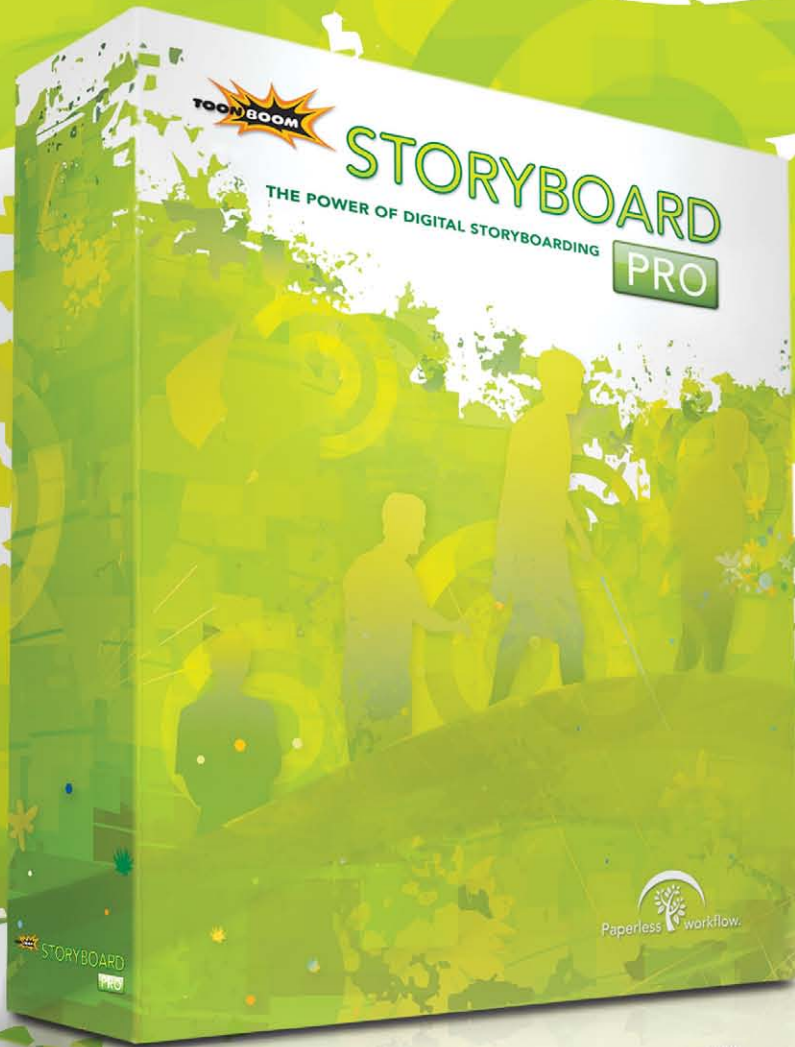


A new dimension.



3D



STORYBOARD

THE POWER OF DIGITAL STORYBOARDING


PRO 3D



Open the door to a new dimension of storyboarding with Storyboard 3D. Adding the ability to import 3D CGI objects brings the possibility of working artistically while streamlining your workflow. Whether you are working in 2D, 3D, live-action, games, or mixed media, you will see the real benefits of storyboarding in a 3D space.

Import 3D Objects

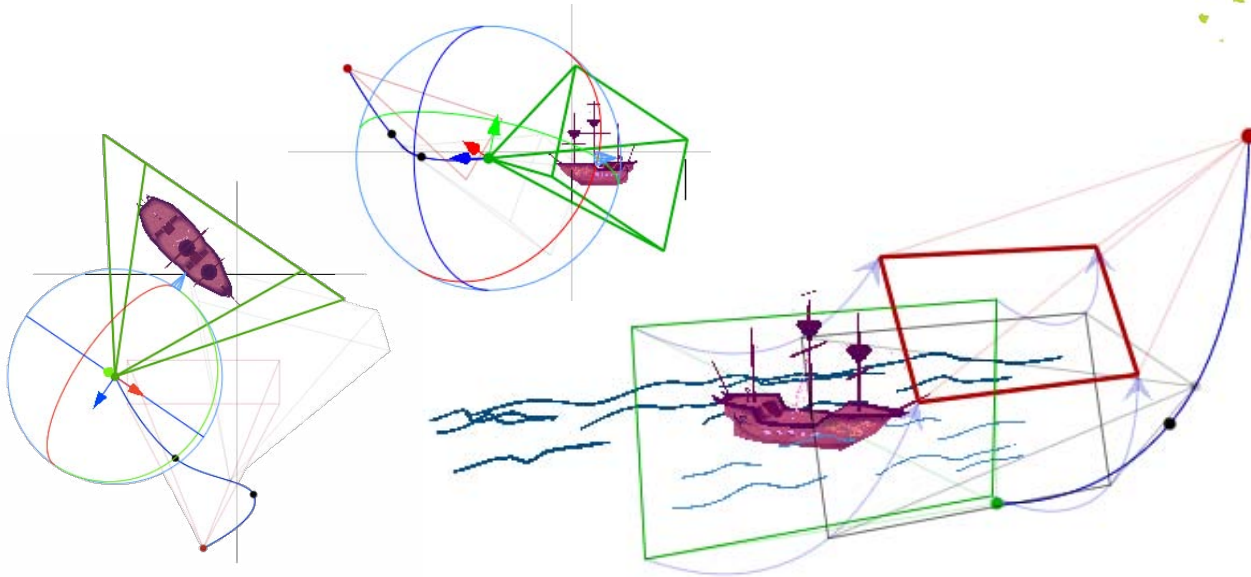
3D objects can be imported directly into Storyboard Pro 3D. Once imported, a user can subselect meshes in that object, and they can even manipulate the position, rotation, and scale of those objects.



Choosing to work entirely digitally from the storyboarding stage translates into significant savings in logistical terms. These are achieved by reducing scanning times, paper costs and expedited shipping charges. Using Toon Boom Storyboard Pro during the pre-production stage helps you to reduce the delivery time up to 25% compared to the traditional process ...as well as saving some trees!

Working in a 3D Space

Storyboard Pro 3D has now expanded to a 3D space. The use of the Camera View, Top View, and Side View enables you to position your 3D objects or 2D drawing layers in 3D space. You can now simulate a 3D flying camera through the use of additional manipulators in the Camera View and also position and rotate 2D and 3D objects on all three axes.



Building a Library

As with Storyboard Pro's 2D assets, you can save your 3D assets into an easy-to-access library within Storyboard Pro 3D for reuse in multiple project files.



Developed in conjunction with expert storyboard artists, Toon Boom Storyboard Pro speeds up production planning and enables you to reach new heights with increased production integration.

Exporting to 3D

As well as Storyboard Pro's landmark export to PDF, users can now export their projects back to their 3D software. Like the export to Harmony, this will create 3D scene files of the appropriate length, with all the assets from the Storyboard Pro 3D project and with the camera moves intact, allowing the layout artist or animator to begin work immediately.



What does Storyboard Pro 3D mean to you?

3D Animation Studios

Storyboard Pro 3D will allow you to have an integrated pipeline from storyboarding all the way to animation. Build scene setups in Storyboard Pro 3D for accurate camera angles, and still allow the storyboard artist the freedom of using all of Storyboard Pro's enhanced drawing tools to draw fluidly while interacting directly with the 3D scenes. 2D drawing layers can be placed at the appropriate Z-depth to interact with the 3D objects at the correct position. The camera can even be animated, and this animation will be retained when you export your project to 3D to continue working in your 3D software.

2D-3D and Mixed Media Studios

Take advantage of the 3D assets as well as 2D drawing tools within Storyboard Pro 3D. When it comes time to export to Harmony 9 to continue working with mixed media, the 3D objects will export to Harmony 9 along with the 2D drawing layers. Camera keyframes will remain intact in the new Harmony project files, which will allow 2D animators to immediately start working on their animation.

2D Studios

Storyboard Pro 3D is a useful tool for your pipeline, even if your final projects will have no 3D objects in them. Consider taking advantage of 3D modeling tools to model simple proxy models for reference for backgrounds. This will make it much quicker to make adjustments on camera angles until final shot layouts are planned. At this point, the layout artist and background artist

can use the Storyboard Pro 3D reference file to make angle-accurate background images for the 2D production. The integrated pipeline will then produce project files that can be worked on right away in Harmony.

Game Studios

Reuse game models by importing them directly in your Storyboard Pro 3D file to lay out backgrounds easily, and then allow the Storyboard artist the freedom of drawing their storyboard with 2D drawing tools while maintaining the flexibility of being able to directly interact with the models. Export your Storyboard project to 3D or continue in your own pipeline.

Live Action

Directors of live-action projects may want to pre-visualize what a scene will look like without being experts at drawing. By creating a library of 3D assets, those assets could then be imported into Storyboard Pro 3D, and the director could play around with the positioning of those objects, and the position of the camera, to get the look that they want for the project.

Mix and match

Having the flexibility of being able to make quick notes with the 2D drawing tools, and taking advantage of all of Storyboard Pro's time-proven storyboarding tools makes this a must for any live-action project.

Specifications are subject to change. For the most up-to-date information on Storyboard Pro 3D or any other Toon Boom product, please contact: sales@toonboom.com

Toon Boom Headquarters
+1 514 278 8666
5530 St. Patrick, suite 2210
Montreal (Quebec)
Canada H4E 1A8

toonboom.com

Toon Boom Animation Inc. is the worldwide leader of animation software solutions. Winner of the 2005 Primetime Emmy® Engineering Award, Toon Boom clients range from major studios creating Hollywood blockbuster animated films to individual animators creating their first masterpieces. Market-leading studios using Toon Boom's products include Nelvana, Warner Bros., Mercury Filmworks, Yowza Animation, Bento Box, China Central Television, Toonz Animation India, eMation, Rough Draft Korea, Alphanim, Cromosoma and Enarmonia, to name a few. Toon Boom Animation is committed to delivering quality, efficiency and reliability to the animation community - for all animation styles, formats and users.



Artwork courtesy of © MMX LOTB PRODUCTIONS INC - ECHO MEDIA - TREMBLAY BROS STUDIOS

© 2012 Toon Boom Animation Inc. / Printed in Canada / PFAC102SBP3DEN

